

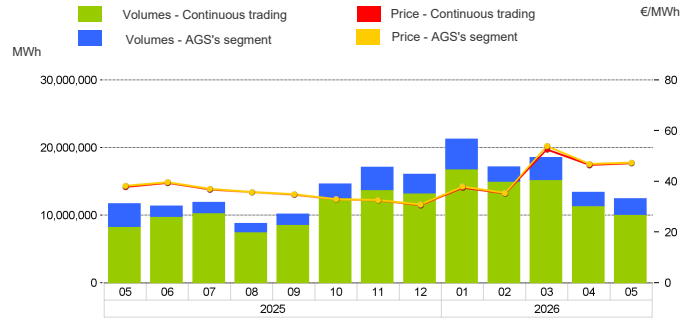
### Spot Gas Market (MP-GAS)

#### Day-Ahead Gas Market (MGP-GAS)

|                           | Price. €/MWh |               |              |              | Volumes. MWh     |               |                  |                  |
|---------------------------|--------------|---------------|--------------|--------------|------------------|---------------|------------------|------------------|
|                           | Average      | Var           | Min          | Max          | Total            | Var           | Daily products   | WE product       |
| <b>Continuous trading</b> | <b>47.14</b> | <b>+24.7%</b> | <b>40.00</b> | <b>54.00</b> | <b>9,957,216</b> | <b>+21.8%</b> | <b>6,945,912</b> | <b>3,004,488</b> |

|                      | Price. €/MWh |               |              |              | Volumes. MWh     |               |                  |                |
|----------------------|--------------|---------------|--------------|--------------|------------------|---------------|------------------|----------------|
|                      | Average      | Var           | Min          | Max          | Total            | Var           | Purchases SRG    | Sales SRG      |
| <b>AGS's segment</b> | <b>47.37</b> | <b>+24.0%</b> | <b>42.59</b> | <b>52.30</b> | <b>2,455,896</b> | <b>-29.4%</b> | <b>2,364,072</b> | <b>175,584</b> |

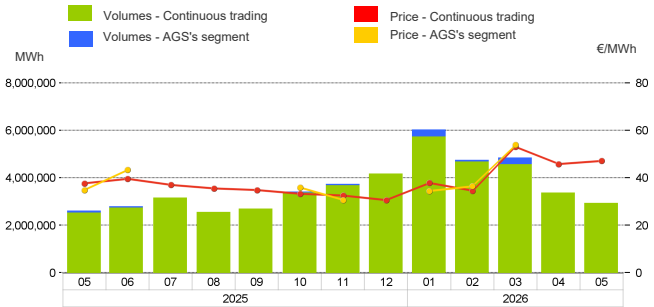


#### Intra-Day Gas Market (MI-GAS)

|                           | Price. €/MWh |               |              |              | Volumes. MWh     |               |
|---------------------------|--------------|---------------|--------------|--------------|------------------|---------------|
|                           | Average      | Var           | Min          | Max          | Total            | Var           |
| <b>Continuous trading</b> | <b>47.12</b> | <b>+25.1%</b> | <b>40.20</b> | <b>53.50</b> | <b>2,920,032</b> | <b>+16.1%</b> |

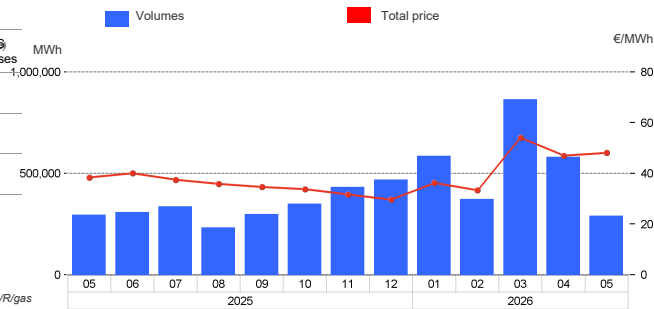
  

|                      | Price. €/MWh |     |     |     | Volumes. MWh |     |               |           |
|----------------------|--------------|-----|-----|-----|--------------|-----|---------------|-----------|
|                      | Average      | Var | Min | Max | Total        | Var | Purchases SRG | Sales SRG |
| <b>AGS's segment</b> | -            | -   | -   | -   | -            | -   | -             | -         |



#### Market for the trading of gas stored (MGS-GAS)

| Storage                     | Price. €/MWh |               |              |              | Volumes. MWh   |              |  |   |                                    |   |
|-----------------------------|--------------|---------------|--------------|--------------|----------------|--------------|--|---|------------------------------------|---|
|                             | Average      | Var           | Min          | Max          | Total          | Var          | Purchases SRG Balancing <sup>(2)</sup> | Purchases SRG Other purposes <sup>(2)</sup> | Sales SRG Balancing <sup>(2)</sup> | Sales SRG Other purposes <sup>(2)</sup> |
| <b>Stogit</b>               | <b>48.08</b> | <b>+25.3%</b> | <b>44.02</b> | <b>52.30</b> | <b>287,740</b> | <b>-2.0%</b> | <b>57,565</b>                          | <b>-</b>                                    | <b>81,120</b>                      | <b>-</b>                                |
| <b>Stogit Adratrica</b>     | -            | -             | -            | -            | -              | -            | -                                      | -   | -                                  | -                                       |
| <b>Total <sup>(1)</sup></b> | <b>48.08</b> | <b>+25.3%</b> | <b>44.02</b> | <b>52.30</b> | <b>287,740</b> | <b>-2.0%</b> | <b>57,565</b>                          | <b>-</b>                                    | <b>81,120</b>                      | <b>-</b>                                |



1) The Total price is calculated as a weighted average price for the total volumes exchanged in each storage system.  
 2) To securely manage any expected deviations between overall network injections and withdrawals pursuant to Art. 2.5 of Annex A, ARERA's Resolution 312/2016/R/gas  
 3) Stored gas trades by Snam Rete Gas (SRG) not included in "Balancing"

### Forward Gas Market (MT-GAS)

| Products     | Market        |               |                |        | OTC     |               |         |         | Total    |                | Open interest* |          |
|--------------|---------------|---------------|----------------|--------|---------|---------------|---------|---------|----------|----------------|----------------|----------|
|              | Minimum Price | Maximum Price | Check Price*   | Trades | Volumes | Registrations | Volumes | Volumes |          | Open interest* |                |          |
|              | €/MWh         | €/MWh         | €/MWh change % | N.     | MWh/d   | N.            | MWh/d   | MWh/d   | change % | MWh/d          | MWh            |          |
| Q-2026-03    | -             | -             | 48.46          | 4.8%   | -       | -             | -       | -       | -        | -              | -              | -        |
| WS-2026/2027 | -             | -             | 46.94          | 1.7%   | -       | -             | -       | -       | -        | -              | -              | -        |
| Q-2026-04    | -             | -             | 44.47          | -0.2%  | -       | -             | -       | -       | -        | -              | -              | -        |
| CY-2027      | -             | -             | 39.13          | 1.2%   | -       | -             | -       | -       | -        | -              | -              | -        |
| Q-2027-01    | -             | -             | 47.26          | 3.9%   | -       | -             | -       | -       | -        | -              | -              | -        |
| M-2026-06    | -             | -             | 51.85          | 10.4%  | -       | -             | -       | -       | -        | -              | -              | -        |
| SS-2027      | -             | -             | 37.19          | -0.8%  | -       | -             | -       | -       | -        | -              | -              | -        |
| M-2026-07    | -             | -             | 46.11          | 0.0%   | -       | -             | -       | -       | -        | -              | -              | -        |
| Q-2027-02    | -             | -             | 37.75          | -0.7%  | -       | -             | -       | -       | -        | -              | -              | -        |
| BoM-2026-05  | -             | -             | 44.86          | 0.5%   | -       | -             | -       | -       | -        | -              | -              | -        |
| M-2026-08    | -             | -             | 49.45          | 1.7%   | -       | -             | -       | -       | -        | -              | -              | -        |
| BoM-2026-06  | -             | -             | 51.49          | -      | -       | -             | -       | -       | -        | -              | -              | -        |
| M-2026-09    | -             | -             | 49.67          | -      | -       | -             | -       | -       | -        | -              | -              | -        |
| <b>Total</b> |               |               |                |        |         |               |         |         |          |                | <b>0</b>       | <b>0</b> |

\*Referred to the last session of the week